

Rebellion

Recipe for:



*9 printable posters
by Donna Reish*

recipe for: Rebellion

➡ Rules Without Reasons

➡ Rules Without Response

➡ Rules Without Repetition

➡ Rules Without Relationship

Rules Without Reasons

- ➡ Give reasons, explanations, teaching, and instructions that will stay with your child for their lifetime.
- ➡ Ephesians 6:4 says, “And you, fathers, do not provoke your children to wrath, but bring them up in the training and admonition of the Lord.”
- ➡ Tell children WHY

1. It is how God deals with us.

2. It helps our children “own” the lifestyle choices we are trying to help them adopt.

3. It keeps children from being aggravated.

“And you, fathers, do not
provoke your children to wrath,
but bring them up in the training
and admonition of the Lord.”

Ephesians 6:4

Rules Without Response

- ➡ Aggravates our children
- ➡ Handicaps their ability to process and make decisions.
- ➡ Causes our children to argue with us (since they have no alternative).

“Fathers, don’t aggravate your children, if you do they will become discouraged and quit trying”
Colossians 3:21 (NLT).

Use the appeal process to allow response

"Fathers, don't aggravate your children, if you do they will become discouraged and quit trying."

Colossians 3:21 (NLT)

Guidelines for the Appeal Process

1. Use the same key words all the time: "May I appeal?" OR "Can we talk about this?" OR "Can we discuss this further?"
2. If the appeal is disrespectful or done in anger, it is turned down immediately.
3. If the appeal is a series of whines and complaints, rather than a truly godly appeal, it is turned down.
4. If a child begins disagreeing a lot or constantly trying to appeal, the appeal process is terminated for a period of time until that person learns to accept Mom and Dad's rules more often than not.
5. If the appeal process becomes an argument, it is ended.
6. If the person appealing is turned down, but later has more information ("new evidence"), he may re-appeal that topic.
7. The appeal is truly listened to and thought through by Mom and Dad. Do not pretend to listen to appeals, but not regard your children's pleas. This is another "Recipe for Rebellion" in itself. (Kids know if the appeal process is just a formality and you are not truly listening to them.)
8. The person appealing is not constantly interrupted by Mom and Dad with justifications. The child should not be patronized during an appeal, but carefully listened to and respected.
9. Once the answer to the appeal is given, the matter must be dropped for the time being. Granted, it might need re-visited, but to continue the appeal once an answer is given is arguing, not appealing.
10. Parents must agree on the answer to the appeal at the time. Later, behind closed doors, discussion between Mom and Dad may need to take place, but in front of the child, a united front is imperative.

Rules Without Repetition

➡ Inconsistency makes children
mistrust us

➡ Inconsistency confuses children



Rules Without Relationship

➡ Most harmful ingredient

➡ With relationship, children forgive many other parenting mistakes

➡ Always connect to children with love

In Philemon 1: 8-9, Paul told the people that he could have forced them to do what he wanted them to do (which is how some parents handle things), but instead he wanted to love them into doing what he asked: "... although in Christ I could be bold and order you to do what you ought to do, yet I appeal to you on the basis of love" (NKJV).

"...although in Christ I could be bold and order you to do what you ought to do, yet I appeal to you on the basis of love .

Philemon 1: 8-9 (NKJV)

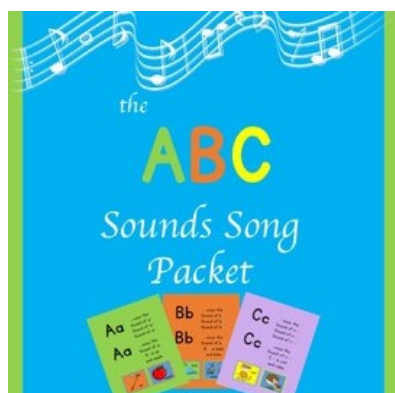






Teacher Tips & Free Resources



Get your EIGHTEEN free teaching products (including teaching videos and full writing lessons!) TODAY!
And....grammar, spelling, and writing tips galore!
Sign up [here!](#)

Learn How I Teach...language arts, writing, usage, and more at my weekly videocast/podcast,
How I Teach...With Language Arts Lady!

Click on My Other Products!



Follow Me

(click on the logos to visit our social media and stores)



Teaching Services



Donna Reish, mother of seven grown children and thirty-two year homeschool veteran, is a prolific curriculum writer, blogger, and teacher from Indiana. She graduated from Ball State University with a degree in Elementary Education and did master's work in Reading Specialist following that. Donna began writing curriculum for a publisher out of Chicago specifically for homeschoolers twenty years ago. Following the completion of those thirty books

over ten years, she and her husband started a small press publishing company writing materials for homeschools and Christian schools. With the surge of digital products, Donna now writes curriculum books that are digital downloads (both secular and faith-based products), bringing her total curriculum products to 120 books of 50,000+ pages. Donna tests all of her books with 50-80 in-person students each year locally before they are published--and this is her real love: Seeing the faces of students who achieve language arts goals that they never thought were possible using her creative, incremental approaches and materials. Donna teaches parents, teachers, and teacher parents, about grammar, language arts, writing, reading, learning, and more at her teaching website, *Language Arts Lady Blog*, and through her videocasts/podcasts, *How I Teach*.

Want to know how to get up to three FREE teaching products per week from various TPT sellers? Want to be a part of a community of homeschoolers who love great deals, free products, and sound advice? Join me over in my FB group, [Homeschoolers Love Teachers Pay Teachers!](#)

Terms of Use

You MAY NOT

- ☐ Claim this work as your own, alter the files in any way, or remove copyright / watermarks.
- ☐ Sell the files or combine them into another unit for sale / free.
- ☐ Post this document for sale / free elsewhere on the internet (this includes Google Doc links on blogs).
- ☐ Making copies of purchased items to share with others is strictly forbidden and is a violation of the TOU / law.

You MAY

- ☐ Use free and purchased items for your own classroom students, or your own personal use.
- ☐ Reference this product in blog posts, at seminars, professional development, workshops, or other such venues, **ONLY** if both credit is given to myself as the author, and a link back to my TpT store is included in the presentation.
- ☐ Purchase licenses at a great discount for other teachers to use this resource.

© Language Arts Lady. All rights reserved. Purchase of this unit entitles the purchaser the right to reproduce the pages in limited quantities ***for single classroom use only***. Duplication for an entire school, an entire school system or commercial purposes is strictly prohibited without written permission from the publisher. Copying any part of this product and placing in on the internet in any form (even a personal/classroom website) is strictly prohibited and is a violation of the Digital Millennium Copyright Act (DMCA). These items can be picked up in a Google search and then shared worldwide for free without meaning to.

Thank You!

Thank you for your purchase! Your business means a lot to me. I hope you and your students enjoy using this product. If you have any questions, please email me at languageartsladymail@gmail.com. If purchased on TpT, please remember to leave feedback so you will earn TpT Credits, which may be applied to your future purchases.



More Info Here...

Get Free Information and Content at These Two Websites (*click on logos*)



Teaching Services

Thank you to the following artists and font specialists for helping to improve the look of this product. If you are ever in need of a clip artist or font specialist, please don't hesitate to look them up!

