

# Christmas Thank you Cards Advanced Writer



4th, 5th  
& 6th  
grade



# ADVANCED WRITERS (4th, 5th, and 6th grades) Christmas Thank-You Cards

Welcome to the almost-done-for-you Christmas thank-you cards for fourth, fifth, and sixth graders. Christmas thank-you cards can be difficult to help kids write—to the point that we just give up altogether. But just like anything else that is not so easy, when something is “started” or “somewhat done,” it feels much easier. Enter this product—“already started” and “somewhat done”!

This Christmas Thank-You Card set is a unique product that will help your kids/students send thank-you notes/cards after Christmas pain-free and without tears! 😊

## Included in This Set

This packet is chock full—with lines on the inside for students to write on and all of the following:

- Ten full-colored 4.3 x 5.7 sized brightly-colored cards (five different holiday pictures on the front)
- Ten full-colored 8x5 sized brightly-colored cards (five different holiday pictures on the front)
- Ten black-lined 4.3 x 5.7 sized cards to color (five different holiday pictures on the front)
- Ten black-lined 8 x 5 sized cards to color (five different holiday pictures on the front)
- Four pages of 2-3 sentence paragraphs of thanks or four rhyming lines of thanks for struggling writers to copy onto the writing lines if they can't think of their own message of thanks
- 54 total pages of almost-done-for-you Christmas Thank-You cards

Yes, a truly fun way for kids to say thank-you to grandparents, friends, uncles, aunts, etc., without having the hair-pulling sessions of getting them to write lengthy messages (just enough space on these cards for 2-3 sentences—perfect length to say thanks!).

The pre-made messages that they may copy from help greatly with differentiation even among three or four grade levels.

And for the artistic ones, half the cards have Christmas pictures to color (and the words Thank-You) on the front. For the less artistic (or the “let's just get this done”) kids, half of the cards have the pictures on the front in full color (and the words Thank-You).

## How to Use the Christmas Thank-You Card Set for Advanced Writers

- 1) Decide which size cards you want to use.
- 2) Decide whether you want full-color or black-line to color fronts.
- 3) Decide which picture(s) you want.
- 4) Decide the weight of paper you will print on (regular paper, colored paper, cards stock, etc.). For nicer-looking cards without any bleed through if students color with markers, I recommend white card stock.
- 5) Print ones you have chosen two-sided, flipped on long side:
  - a. In color for the full-color cards.
  - b. In black and white for the ones kids will color.
- 6) Cut the small cards and fold; simply fold the large cards.
- 7) Instruct the child color the front (if black and white one is used)
- 8) Instruct the child to write a 2-3 sentence paragraph of thanks or allow them to copy one of the pre-written messages provided in the packet.
- 9) Help them fill in the Dear line at the top and the closing at the bottom.
- 10) Send or pass out the cards in the corresponding size envelopes:
  - a. Small: 4 3/8" x 5 3/4"
  - b. Large: 8 1/2" x 8 1/2"

You may also mix and match—color some; print some already colored; use some small cards and some large, etc. Have fun with your kids while teaching them the lost art of thank-you cards!







# Thank you



# Thank you







Thank  
you



Thank  
you













# Thank You



# Thank You





What a happy Christmas year,  
You made it great; that is clear!  
Thank-you for your thoughtful way,  
Thank-you for the special day.

What a happy Christmas year,  
You made it great; that is clear!  
Thank-you for your thoughtful way,  
Thank-you for the special day.

Just a note to say thank-you for the  
wonderful gift. You are so generous, and I  
love the gift!

I love my gift; it made me happy  
I must tell you that today!  
I love my gift; you're so kind  
In many, many special ways!

Thank-you so much for the Christmas  
gifts. I am so grateful for you! I will think  
of you each time I see it!

Just a note to share  
A thanks for how you care.  
You brought me Christmas cheer,  
I'm so grateful, "deer"!

A note of thanks to someone I appreciate  
very much! Thank-you for the wonderful  
Christmas gift. I am so grateful for you!

Thank-you! Thank-you! Thank-you! I love  
my gift! You are so thoughtful and kind.  
The gift you gave was such a treat  
Your generosity can't be beat!  
Special thanks from me to you,  
For all you are and all you do!



# Thank you







# Thank you







# Thank you







# Thank You





Thank you





What a happy Christmas year,  
You made it great; that is clear!  
Thank-you for your thoughtful way,  
Thank-you for the special day.

What a happy Christmas year,  
You made it great; that is clear!  
Thank-you for your thoughtful way,  
Thank-you for the special day.

Just a note to say thank-you for the  
wonderful gift. You are so generous, and I  
love the gift!



I love my gift; it made me happy  
I must tell you that today!  
I love my gift; you're so kind  
In many, many special ways!

Thank-you so much for the Christmas  
gifts. I am so grateful for you! I will think  
of you each time I see it!

Just a note to share  
A thanks for how you care.  
You brought me Christmas cheer,  
I'm so grateful, "deer"!

A note of thanks to someone I appreciate  
very much! Thank-you for the wonderful  
Christmas gift. I am so grateful for you!

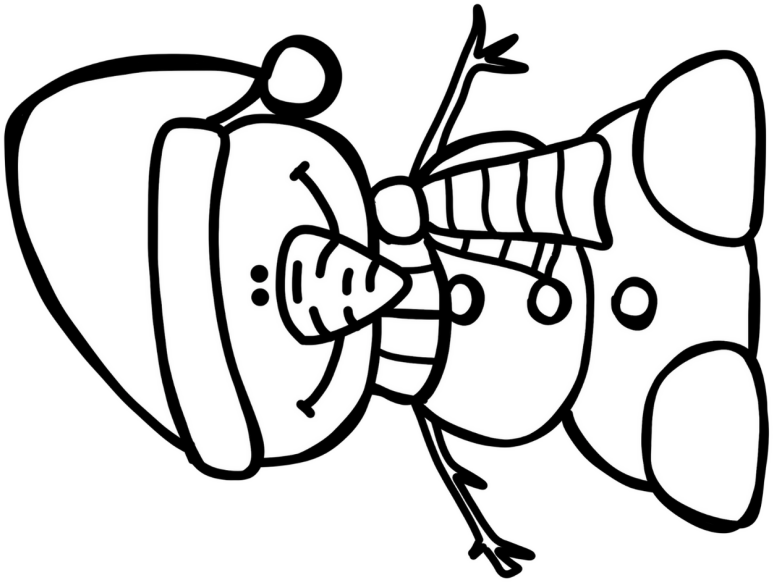
Thank-you! Thank-you! Thank-you! I love  
my gift! You are so thoughtful and kind.  
The gift you gave was such a treat  
Your generosity can't be beat!  
Special thanks from me to you,  
For all you are and all you do!



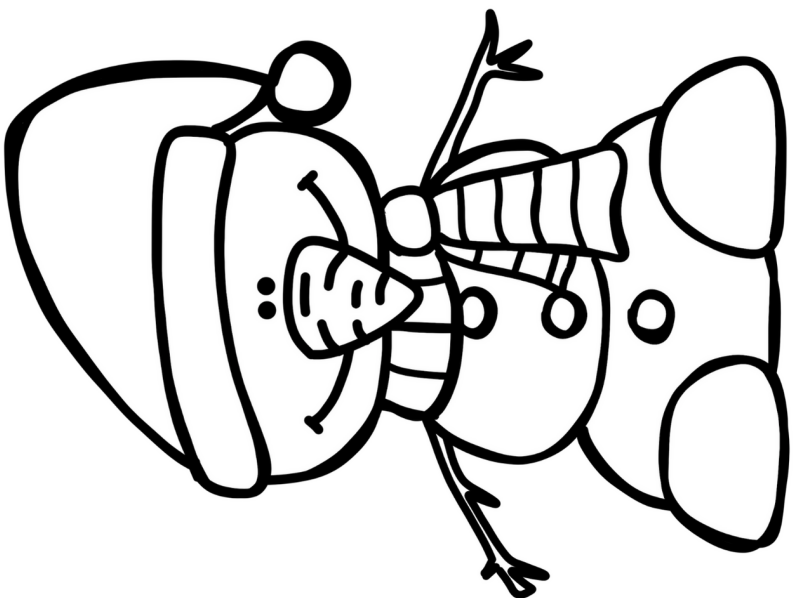





# Thank you




# Thank you







Thank  
you



Thank  
you

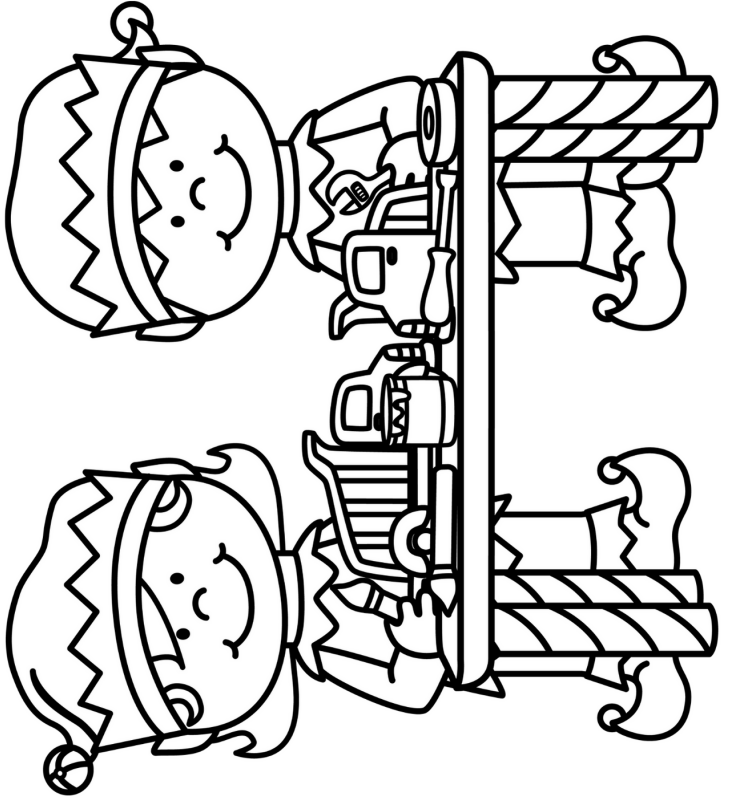




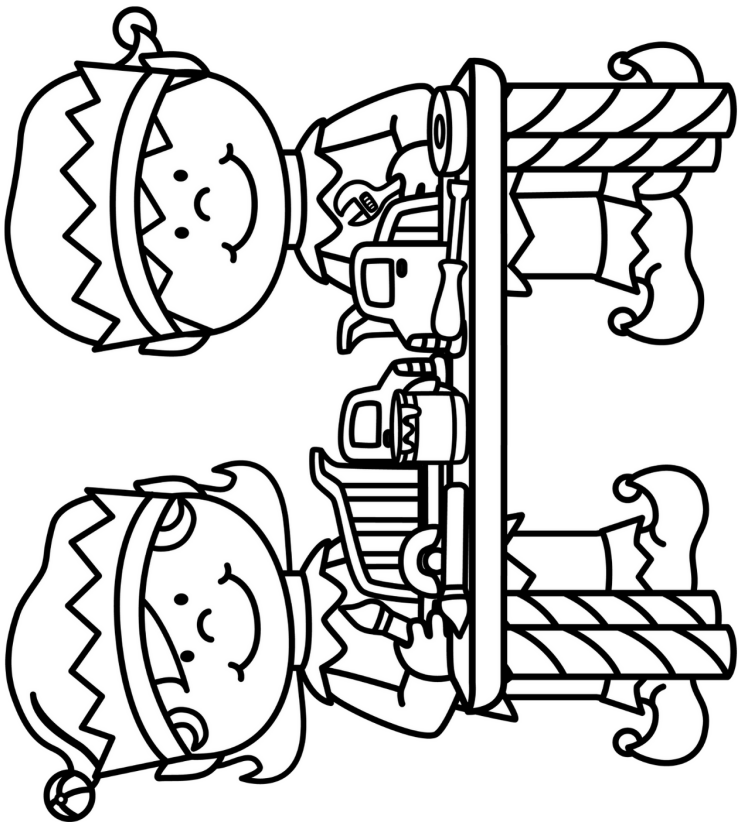




# Thank You



# Thank You







What a happy Christmas year,  
You made it great; that is clear!  
Thank-you for your thoughtful way,  
Thank-you for the special day.

What a happy Christmas year,  
You made it great; that is clear!  
Thank-you for your thoughtful way,  
Thank-you for the special day.

Just a note to say thank-you for the  
wonderful gift. You are so generous, and I  
love the gift!

I love my gift; it made me happy  
I must tell you that today!  
I love my gift; you're so kind  
In many, many special ways!

Thank-you so much for the Christmas  
gifts. I am so grateful for you! I will think  
of you each time I see it!

Just a note to share  
A thanks for how you care.  
You brought me Christmas cheer,  
I'm so grateful, "deer"!

A note of thanks to someone I appreciate  
very much! Thank-you for the wonderful  
Christmas gift. I am so grateful for you!

Thank-you! Thank-you! Thank-you! I love  
my gift! You are so thoughtful and kind.  
The gift you gave was such a treat  
Your generosity can't be beat!  
Special thanks from me to you,  
For all you are and all you do!



# Thank you





# Thank you







Thank  
you












Thank you





What a happy Christmas year,  
You made it great; that is clear!  
Thank-you for your thoughtful way,  
Thank-you for the special day.

What a happy Christmas year,  
You made it great; that is clear!  
Thank-you for your thoughtful way,  
Thank-you for the special day.

Just a note to say thank-you for the  
wonderful gift. You are so generous, and I  
love the gift!

I love my gift; it made me happy  
I must tell you that today!  
I love my gift; you're so kind  
In many, many special ways!

Thank-you so much for the Christmas  
gifts. I am so grateful for you! I will think  
of you each time I see it!

Just a note to share  
A thanks for how you care.  
You brought me Christmas cheer,  
I'm so grateful, "deer"!

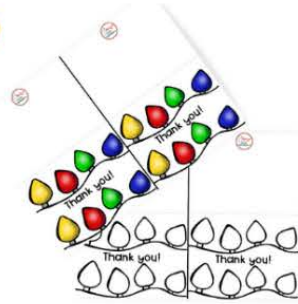
A note of thanks to someone I appreciate  
very much! Thank-you for the wonderful  
Christmas gift. I am so grateful for you!

Thank-you! Thank-you! Thank-you! I love  
my gift! You are so thoughtful and kind.  
The gift you gave was such a treat  
Your generosity can't be beat!  
Special thanks from me to you,  
For all you are and all you do!

## Pre-Writer: Preschool, Kindergarten, and First Grades

Click to Check  
out all three  
Christmas  
Thank-You Card  
Levels!

Choose between two  
sizes of cards



Choose full color or ready-  
to-color



Rhyming message or non-  
rhyming message for  
young children to write  
over the dots



46 pages of easy-to-print black and white and colored cards  
Help kids say thank-you for gifts and treats easily and quickly!

## Beginning Writer: 2nd, 3rd, and 4th Grades

Choose between two  
sizes of cards



Choose full color or ready-  
to-color



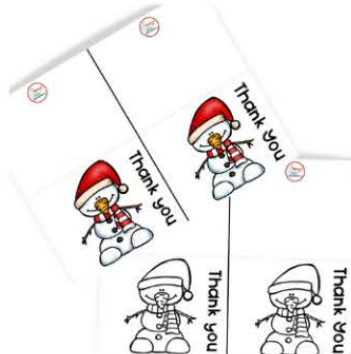
Rhyming message or non-  
rhyming message for  
young children to copy on  
the primary lines



58 pages of easy-to-print black and white and colored cards  
Help kids say thank-you for gifts and treats easily and quickly!

## Advanced Writer: 4th, 5th, and 6th Grades

Choose between two  
sizes of cards



Choose full color or ready-  
to-color



Rhyming message or non-  
rhyming messages  
provided for kids who  
need help coming up with  
their message!



54 pages of easy-to-print black and white and colored cards  
Help kids say thank-you for gifts and treats easily and quickly!



# Teacher Tips & Free Resources

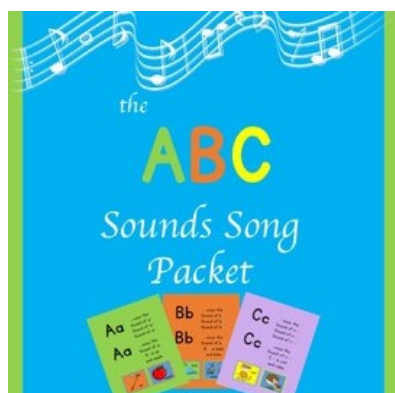








Get your EIGHTEEN free teaching products (including teaching videos and full writing lessons!) TODAY!  
And....grammar, spelling, and writing tips galore!  
Sign up [here!](#)

Learn How I Teach...language arts, writing, usage, and more at my weekly videocast/podcast,  
How I Teach...With Language Arts Lady!



# Click on My Other Products!



# Follow Me

(click on the logos to visit our social media and stores)



Teaching Services



**Donna Reish**, mother of seven grown children and thirty-two year homeschool veteran, is a prolific curriculum writer, blogger, and teacher from Indiana. She graduated from Ball State University with a degree in Elementary Education and did master's work in Reading Specialist following that. Donna began writing curriculum for a publisher out of Chicago specifically for homeschoolers twenty years ago. Following the completion of those thirty books

over ten years, she and her husband started a small press publishing company writing materials for homeschools and Christian schools. With the surge of digital products, Donna now writes curriculum books that are digital downloads (both secular and faith-based products), bringing her total curriculum products to 120 books of 50,000+ pages. Donna tests all of her books with 50-80 in-person students each year locally before they are published--and this is her real love: Seeing the faces of students who achieve language arts goals that they never thought were possible using her creative, incremental approaches and materials. Donna teaches parents, teachers, and teacher parents, about grammar, language arts, writing, reading, learning, and more at her teaching website, *Language Arts Lady Blog*, and through her videocasts/podcasts, *How I Teach*.

Want to know how to get up to three FREE teaching products per week from various TPT sellers? Want to be a part of a community of homeschoolers who love great deals, free products, and sound advice? Join me over in my FB group, [Homeschoolers Love Teachers Pay Teachers!](#)



# Terms of Use

## You MAY NOT

- ☐ Claim this work as your own, alter the files in any way, or remove copyright / watermarks.
- ☐ Sell the files or combine them into another unit for sale / free.
- ☐ Post this document for sale / free elsewhere on the internet (this includes Google Doc links on blogs).
- ☐ Making copies of purchased items to share with others is strictly forbidden and is a violation of the TOU / law.

## You MAY

- ☐ Use free and purchased items for your own classroom students, or your own personal use.
- ☐ Reference this product in blog posts, at seminars, professional development, workshops, or other such venues, ONLY if both credit is given to myself as the author, and a link back to my TpT store is included in the presentation.
- ☐ Purchase licenses at a great discount for other teachers to use this resource.

© Language Arts Lady. All rights reserved. Purchase of this unit entitles the purchaser the right to reproduce the pages in limited quantities ***for single classroom use only***. Duplication for an entire school, an entire school system or commercial purposes is strictly prohibited without written permission from the publisher. Copying any part of this product and placing in on the internet in any form (even a personal/classroom website) is strictly prohibited and is a violation of the Digital Millennium Copyright Act (DMCA). These items can be picked up in a Google search and then shared worldwide for free without meaning to.

# Thank You!

Thank you for your purchase! Your business means a lot to me. I hope you and your students enjoy using this product. If you have any questions, please email me at [languageartsladymail@gmail.com](mailto:languageartsladymail@gmail.com). If purchased on TpT, please remember to leave feedback so you will earn TpT Credits, which may be applied to your future purchases.



## More Info Here...

Get Free Information and Content at These Two Websites (*click on logos*)



Teaching Services



Thank you to the following artists and font specialists for helping to improve the look of this product. If you are ever in need of a clip artist or font specialist, please don't hesitate to look them up!