

# Christmas Prepositions Packet



## About This Book

Aboard, about, above, along, among, around....

Whether students sing them, recite them, chant them, rap them, or write them...prepositions are important.

I learned them in chant-like form when I was in school. However, I never knew WHY I needed to learn them.

This book will teach kids prepositions—in a way that focuses on the WHY, that is, what prepositions really do!

AND with the fun story line of the beloved Beauty and the Beast characters.

**Our kids (and we!) need to learn prepositions for a few important reasons:**

- (1) They are the beginning of prepositional phrases—the most common phrases in writing.
- (2) Prepositional phrases can be mentally eliminated from a sentence in order to get to the bare bones of the sentence..since the sentence's main subject and main verb are not usually found in prepositional phrases, This concept is imperative for subject-verb agreement solutions.
- (3) Prepositional phrases are good to use as openers — especially lengthy ones — as they vary sentence structure and rhythm.

I'm all about songs, jingles, rhymes, recitation, and mnemonics for learning parts of speech (and really anything).

(My books are full of them--FANBOYS for coordinating conjunctions; Be, a Helper, Link Verbs song; Preposition Check Sentences; Subordinate Clause Opener rhyme; and much more!)

However, when prepositions are learned in songs or recitations, the real reasons for prepositions are overlooked. (Not to mention that they learn about thirty of the over two hundred prepositions...not enough memorized preps to adequately recognize them in sentences and use them for sentence openers!)

That is, students can chant a long list of words, but they do not know how to use them.

Enter this Christmas Preposition Practice! I use tricks. I use check sentences. I even use toys—Rudolph or Santa AND a picture of clouds to cut in order to teach prepositions (and practice them).

## Preposition Practice Pals

Students can use either the black and white or the colored ones (a large clouds picture and some beloved characters from the tale of Santa Claus and reindeer).

Consider how much faster it will be for your kids to learn prepositions with these learning tools:

Rudolph flew \_\_\_\_\_ the clouds.

1. aboard - Rudolph flew aboard the clouds.
2. about - Rudolph flew about the clouds.
3. above - Rudolph flew above the clouds.
4. across - Rudolph flew across the clouds.
5. across from - Rudolph flew across from the clouds.
6. behind the clouds - Rudolph flew behind the clouds.
7. below the clouds - Rudolph flew below the clouds.
8. beneath the clouds - Rudolph flew beneath the clouds.
9. beside the clouds - Rudolph flew beside the clouds.
10. by the clouds - Rudolph flew by the clouds.

But all of the methods within this Christmas Preposition Practice have one thing in common: they focus on the PURPOSE of the preposition—to show spatial relationships or time.

This 90+ page downloadable book has seventeen lessons (with student assignments) introducing prepositions in a systematic order:

- Initial letter
- With the clouds and characters
- As opposites
- As synonyms
- As compound words
- With time
- More

This book also has a jam-packed Appendix section:

**Appendix A:** Colored and Black and White clouds and Santa/reindeer Pictures to Use for Student's Preposition Practice Pal

**Appendix B:** Think Fast Quiz Preposition Practice for Beginning and Intermediate Students With Categories

**Appendix C:** Think Fast Quiz Preposition Practice for Beginning and Intermediate Students Without Categories

**Appendix D:** Preposition Category Cards

**Appendix E:** Think Fast Quiz Preposition Practice for Advanced Students

**Appendix F:** Complete Preposition Lists in Categories and in Total (over ten pages of preposition lists!)

When you use this packet, your student will learn prepositions by the boatload—but they will also learn them for their purpose—and have fun as they do!

### **Tips for Using This Product**

There are many ways to use this product in grades two through eight. Before I get into those details, some notes about the layout of the product:

1. There are 17 lessons—and each new lesson starts at the top of a page with a large banner stating the lesson number and the subject matter of that lesson.
2. Student Worksheet pages are within each lesson. However, for the teacher, tutor, or co-op leader who is not able to print this entire book for each student, the Student Worksheets start at the top of a new page within each of the seventeen lessons. This makes it such that the teacher can print the entire document for herself but just print the Student Worksheet pages for that lesson for her students.
3. The Appendix is chock-full and is valuable almost as a stand alone product in itself! Don't disregard these amazing, useful pages.

### Suggestions for Use:

- While the book itself can look overwhelming, it is not only possible but also suggested that the teacher just use one lesson per week. Open up your complete teacher document to that week's lesson, do the "lesson" verbally and on the board, practicing that preposition clue together. Then pass out the Student Worksheet for that lesson and have students do it in class where you are available to answer questions and cue them when they get stuck.
- Once a lesson/clue is taught, you may also desire to use that lesson's Student Worksheets every other day that week as a bell ringer or opening class assignment (or even a station or homework sheet).
- After you have completed some of the lessons and students have many prepositions under their belts (along with the various clues up to that point), you may desire to use the Preposition Think Fast Grammar Quizzes provided in the Appendix for further practice (or homework).
- Watch for my Preposition Poster Pack from my Parts of Speech Posters. These will have all of the clues on posterettes and reference rings/notebook sheets to keep the clues in the front of students' minds.
- Be sure to print all of the preposition lists with all of the categories provided in the Appendix for yourself. For older students, you may desire to print these and put them in binders as well.
- Have students keep their PPP (Preposition Practice Pal—their character and clouds) in a zipper type bag in their desk so that they can get them out to practice their prepositions any time.

Note: If you like the Christmas Preposition Practice, you will love the complete [Think Fast Grammar Quiz and Answer Key](#). There are two of these to choose from (Beginning and Advanced). Also check out my General Preposition Practice that uses a plane and clouds or my Beauty and the Beast Preposition Practice that uses a character from the book and a large castle--and my darling new preposition product for elementary kids with hands-on, sticking-on-lady-bugs, called Bugs on a Log.

Donna

# Christmas--Preposition Practice

## TABLE OF CONTENTS

<b>Lesson 1:</b> Introducing the Preposition Practice Pal (PPP).....	page 3
<b>Lesson 2:</b> Introducing "A" Prepositions.....	page 5
<b>Lesson 3:</b> Practicing "A" Prepositions and Introducing "B" Prepositions .....	page 8
<b>Lesson 4:</b> Initial "Vowel" Prepositions and "B" Prepositions .....	page 11
<b>Lesson 5:</b> More Initial "Vowel" Prepositions and "B" Prepositions .....	page 16
<b>Lesson 6:</b> More Initial "Vowel" Prepositions and "B" Prepositions .....	page 19
<b>Lesson 7:</b> Antonym Prepositions (Opposites).....	page 22
<b>Lesson 8:</b> More Antonym Prepositions (Opposites).....	page 25
<b>Lesson 9:</b> Synonym Prepositions (Words That Mean the Same).....	page 27
<b>Lesson 10:</b> More Synonym Preposition Practice (Words That Mean the Same).....	page 29
<b>Lesson 11:</b> Preposition Practice Pal.....	page 32
<b>Lesson 12:</b> Preposition Practice Pal and Two-or-More Word Preposition Practice.....	page 37
<b>Lesson 13:</b> Time Prepositions.....	page 43
<b>Lesson 14:</b> Preposition Practice Pal and Time Prepositions .....	page 45
<b>Lesson 15:</b> Preposition Review All Categories.....	page 51
<b>Lesson 16:</b> Reciting Prepositions in Alphabetical Order.....	page 53
<b>Lesson 17:</b> Preposition Review All Categories.....	page 58
<b>Appendix A:</b> Colored and Black and White Clouds and Santa/Reindeer Pictures to Use for Student's Preposition Practice Pal.....	page 61
<b>Appendix B:</b> Think Fast Quiz Preposition Practice for Beginning and Intermediate Students With Categories.....	page 71
<b>Appendix C:</b> Think Fast Quiz Preposition Practice for Beginning and Intermediate Students Without Categories.....	page 73
<b>Appendix D:</b> Preposition Category Cards.....	page 75
<b>Appendix E:</b> Think Fast Quiz Preposition Practice for Advanced Students.....	page 77
<b>Appendix F:</b> Complete Preposition Lists in Categories and in Total.....	page 79

# Christmas--Preposition Practice

## TABLE OF CONTENTS

<b>Lesson 1:</b> Introducing the Preposition Practice Pal (PPP).....	page 3
<b>Lesson 2:</b> Introducing "A" Prepositions.....	page 5
<b>Lesson 3:</b> Practicing "A" Prepositions and Introducing "B" Prepositions .....	page 8
<b>Lesson 4:</b> Initial "Vowel" Prepositions and "B" Prepositions .....	page 11
<b>Lesson 5:</b> More Initial "Vowel" Prepositions and "B" Prepositions .....	page 16
<b>Lesson 6:</b> More Initial "Vowel" Prepositions and "B" Prepositions .....	page 19
<b>Lesson 7:</b> Antonym Prepositions (Opposites).....	page 22
<b>Lesson 8:</b> More Antonym Prepositions (Opposites).....	page 25
<b>Lesson 9:</b> Synonym Prepositions (Words That Mean the Same).....	page 27
<b>Lesson 10:</b> More Synonym Preposition Practice (Words That Mean the Same).....	page 29
<b>Lesson 11:</b> Preposition Practice Pal.....	page 32
<b>Lesson 12:</b> Preposition Practice Pal and Two-or-More Word Preposition Practice.....	page 37
<b>Lesson 13:</b> Time Prepositions.....	page 43
<b>Lesson 14:</b> Preposition Practice Pal and Time Prepositions .....	page 45
<b>Lesson 15:</b> Preposition Review All Categories.....	page 51
<b>Lesson 16:</b> Reciting Prepositions in Alphabetical Order.....	page 53
<b>Lesson 17:</b> Preposition Review All Categories.....	page 58
<b>Appendix A:</b> Colored and Black and White Clouds and Santa/Reindeer Pictures to Use for Student's Preposition Practice Pal.....	page 61
<b>Appendix B:</b> Think Fast Quiz Preposition Practice for Beginning and Intermediate Students With Categories.....	page 71
<b>Appendix C:</b> Think Fast Quiz Preposition Practice for Beginning and Intermediate Students Without Categories.....	page 73
<b>Appendix D:</b> Preposition Category Cards.....	page 75
<b>Appendix E:</b> Think Fast Quiz Preposition Practice for Advanced Students.....	page 77
<b>Appendix F:</b> Complete Preposition Lists in Categories and in Total.....	page 79

# Lesson 1: Introducing the Preposition Practice Pal (PPP)

You probably know that prepositions are important words!

Prepositions show position!

A preposition shows position of one thing to another thing!

One way that you can learn prepositions is to "show position!"

↻ **1a.** Get out one of your Christmas characters (a "Preposition Practice Pal" PPP\*) and the clouds and practice prepositions with them, saying the position of the character to the clouds as follows:

Rudolph flew\* ...

- |                             |                                  |                                  |
|-----------------------------|----------------------------------|----------------------------------|
| 1. <b>above</b> the clouds  | 2. <b>against</b> the clouds     | 3. <b>along</b> the clouds       |
| 4. <b>around</b> the clouds | 5. <b>atop</b> the clouds        | 6. <b>before</b> the clouds      |
| 7. <b>behind</b> the clouds | 8. <b>by</b> the clouds          | 9. <b>down</b> the clouds        |
| 10. <b>in</b> the clouds    | 11. <b>inside</b> the clouds     | 12. <b>into</b> the clouds       |
| 13. <b>near</b> the clouds  | 14. <b>off</b> the clouds        | 15. <b>on</b> the clouds         |
| 16. <b>onto</b> the clouds  | 17. <b>outside</b> the clouds    | 18. <b>past</b> the clouds       |
| 19. <b>round</b> the clouds | 20. <b>through</b> the clouds    | 21. <b>throughout</b> the clouds |
| 22. <b>to</b> the clouds    | 23. <b>toward</b> the clouds     | 24. <b>towards</b> the clouds    |
| 25. <b>under</b> the clouds | 26. <b>underneath</b> the clouds | 27. <b>up</b> the clouds         |
| 28. <b>upon</b> the clouds  | 29. <b>within</b> the clouds     |                                  |

## Help Box for 1b.

Some of the prepositions that you may have listed include (but are not limited to):

- |                |                  |             |                                |
|----------------|------------------|-------------|--------------------------------|
| 1. aboard      | 2. about         | 3. above    | 4. across                      |
| 5. across from | 6. after         | 7. against  | 8. ahead                       |
| 9. alongside   | 10. alongside of | 11. along   | 12. amid                       |
| 13. amidst     | 14. among        | 15. amongst | 16. around                     |
| 17. aside      | 18. astride      | 19. at      | 20. atop                       |
| 21. before     | 22. behind       | 23. below   | 24. beneath                    |
| 25. beside     | 26. beside of    | 27. between | 28. betwixt (old English word) |
| 29. beyond     | 30. by           | 31. in      | 32. inside                     |
| 33. into       | 34. off          | 35. off of  | 36. on                         |
| 37. on top of  | 38. opposite     | 39. out of  | 40. outside                    |
| 41. outside of | 42. over         | 43. under   | 44. unto                       |



## Lesson 1 Student Worksheet

\*Your PPP can be any Christmas character that flies in clouds:

- Rudolph
- Other Reindeer
- Gabriel
- Any other name for your toy and an action word that he or she might do in the clouds.
- Santa
- Angel
- Buddy

 **1b.** Fill in the blanks with as many prepositions as you can think of using the following phrase:

**Rudolph\* flew \_\_\_\_\_ the clouds.**

\*Or use a different character and verb.

All

- Rudolph flew \_\_\_\_\_ the clouds.
- Rudolph flew \_\_\_\_\_ the clouds.
- Rudolph flew \_\_\_\_\_ the clouds.
- Rudolph flew \_\_\_\_\_ the clouds.
- Rudolph flew \_\_\_\_\_ the clouds.
- Rudolph flew \_\_\_\_\_ the clouds.
- Rudolph flew \_\_\_\_\_ the clouds.
- Rudolph flew \_\_\_\_\_ the clouds.
- Rudolph flew \_\_\_\_\_ the clouds.
- Rudolph flew \_\_\_\_\_ the clouds.
- Rudolph flew \_\_\_\_\_ the clouds.
- Rudolph flew \_\_\_\_\_ the clouds.
- Rudolph flew \_\_\_\_\_ the clouds.
- Rudolph flew \_\_\_\_\_ the clouds.
- Rudolph flew \_\_\_\_\_ the clouds.

**Extensions**

- Rudolph flew \_\_\_\_\_ the clouds.
- Rudolph flew \_\_\_\_\_ the clouds.
- Rudolph flew \_\_\_\_\_ the clouds.
- Rudolph flew \_\_\_\_\_ the clouds.

## Lesson 2 Student Worksheet

\*Your PPP can be any Christmas character that flies in clouds:

- Rudolph
- Other Reindeer
- Gabriel
- Any other name for your toy and an action word that he or she might do in the clouds.
- Santa
- Angel
- Buddy

2b. Fill in the blanks with as many prepositions as you can think of using the following phrase:

**Rudolph\* flew \_\_\_\_\_ the clouds.**

\*Or use a different character and verb.

All

- Rudolph flew \_\_\_\_\_ the clouds.
- Rudolph flew \_\_\_\_\_ the clouds.
- Rudolph flew \_\_\_\_\_ the clouds.
- Rudolph flew \_\_\_\_\_ the clouds.
- Rudolph flew \_\_\_\_\_ the clouds.
- Rudolph flew \_\_\_\_\_ the clouds.
- Rudolph flew \_\_\_\_\_ the clouds.
- Rudolph flew \_\_\_\_\_ the clouds.
- Rudolph flew \_\_\_\_\_ the clouds.
- Rudolph flew \_\_\_\_\_ the clouds.
- Rudolph flew \_\_\_\_\_ the clouds.
- Rudolph flew \_\_\_\_\_ the clouds.
- Rudolph flew \_\_\_\_\_ the clouds.
- Rudolph flew \_\_\_\_\_ the clouds.
- Rudolph flew \_\_\_\_\_ the clouds.
- Rudolph flew \_\_\_\_\_ the clouds.
- Rudolph flew \_\_\_\_\_ the clouds.
- Rudolph flew \_\_\_\_\_ the clouds.
- Rudolph flew \_\_\_\_\_ the clouds.
- Rudolph flew \_\_\_\_\_ the clouds.

## Lesson 2: Introducing “A” Prepositions

You probably know that prepositions are important words!

A preposition shows position of one thing to another thing.

One way that you can learn prepositions is to “show position!”

↔2a. Get out one of your Christmas characters (a “Preposition Practice Pal” PPP\*) and the clouds and practice prepositions with them, saying the position of the character to the clouds as follows:

Reindeer flew\*\* ...

- |                                 |                                      |                                      |
|---------------------------------|--------------------------------------|--------------------------------------|
| 1. <del>above</del> the clouds  | 2. <del>against</del> the clouds     | 3. <del>along</del> the clouds       |
| 4. <del>around</del> the clouds | 5. <del>atop</del> the clouds        | 6. <del>before</del> the clouds      |
| 7. <del>behind</del> the clouds | 8. <del>by</del> the clouds          | 9. <del>down</del> the clouds        |
| 10. <del>in</del> the clouds    | 11. <del>inside</del> the clouds     | 12. <del>into</del> the clouds       |
| 13. <del>near</del> the clouds  | 14. <del>off</del> the clouds        | 15. <del>on</del> the clouds         |
| 16. <del>onto</del> the clouds  | 17. <del>outside</del> the clouds    | 18. <del>past</del> the clouds       |
| 19. <del>round</del> the clouds | 20. <del>through</del> the clouds    | 21. <del>throughout</del> the clouds |
| 22. <del>to</del> the clouds    | 23. <del>toward</del> the clouds     | 24. <del>towards</del> the clouds    |
| 25. <del>under</del> the clouds | 26. <del>underneath</del> the clouds | 27. <del>up</del> the clouds         |
| 28. <del>upon</del> the clouds  | 29. <del>within</del> the clouds     |                                      |

### Help Box for 2d.

Some of the prepositions that you may have listed include (but are not limited to):

- |                |                  |             |            |
|----------------|------------------|-------------|------------|
| 1. aboard      | 2. about         | 3. above    | 4. across  |
| 5. across from | 6. after         | 7. against  | 8. ahead   |
| 9. alongside   | 10. alongside of | 11. along   | 12. amid   |
| 13. amidst     | 14. among        | 15. amongst | 16. around |
| 17. aside      | 18. astride      | 19. at      | 20. atop   |

Answers Will Vary

# Lesson 17: Preposition Review All Categories

Prepositions show position!

A preposition shows position of one thing to another thing.

Get ready to use all that you have learned about memorizing prepositions in this one lesson!

**Think of all of the categories of prepositions that you have learned.**

1. **Character and the clouds** (position)
2. Those beginning with **A**
3. Those beginning with **B**
4. Those **beginning with other vowels**
5. **Opposite** words (Antonyms)
6. **Synonym**
7. Prepositions **made with other prepositions**
8. Prepositions that **show time** and fit into the Preposition-Check Sentence:

**Santa laughed \_\_\_\_\_ dinner.**

## Help Box for 17\*

Some of the prepositions that you may have listed include (but are not limited to):

- |                |                  |                |                                |
|----------------|------------------|----------------|--------------------------------|
| 1. aboard      | 2. about         | 3. above       | 4. across                      |
| 5. across from | 6. after         | 7. against     | 8. ahead                       |
| 9. alongside   | 10. alongside of | 11. along      | 12. amid                       |
| 13. amidst     | 14. among        | 15. amongst    | 16. around                     |
| 17. aside      | 18. astride      | 19. at         | 20. atop                       |
| 21. before     | 22. behind       | 23. below      | 24. beneath                    |
| 25. beside     | 26. beside of    | 27. between    | 28. betwixt (old English word) |
| 29. beyond     | 30. by           | 31. in         | 32. inside                     |
| 33. inside     | 34. inside of    | 35. off        | 36. off of                     |
| 37. on         | 38. on top of    | 39. opposite   | 40. out of                     |
| 41. outside    | 42. outside of   | 43. over       | 44. past                       |
| 45. 'round     | 46. through      | 47. throughout | 48. to                         |
| 49. toward     | 50. towards      | 51. under      | 52. undemeath                  |
| 53. unto       | 54. up           | 55. upon       | 56. within                     |

**Answers Will Vary**

\*Use master prepositions list from the Appendix as needed.

## Extensions

21. Rudolph flew \_\_\_\_\_ the clouds.

22. Rudolph flew \_\_\_\_\_ the clouds.

23. Rudolph flew \_\_\_\_\_ the clouds.

24. Rudolph flew \_\_\_\_\_ the clouds.

25. Rudolph flew \_\_\_\_\_ the clouds.

For example, did you know that there are many as fifty prepositions that begin with the letter A alone?\*

↔ 2c. Get out your Preposition Practice Pal (PPP) and the clouds and see how many of the A prepositions below will fit into the following sentence:

Rudolph flew\* \_\_\_\_\_ the clouds.

\*Or use a different character and verb.

1. **aboard** the clouds

4. **across** the clouds

7. **against** the clouds

10. **alongside of** the clouds

13. **amidst** the clouds

16. **around** the clouds

19. **at** the clouds

2. **about** the clouds

5. **across from** the clouds

8. **ahead of** the clouds

11. **along with** the clouds

14. **among** the clouds

17. **aside** the clouds

20. **atop** the clouds

3. **above** the clouds

6. **after** the clouds

9. **alongside** the clouds

12. **amid** the clouds

15. **amongst** the clouds

18. **astide** the clouds

↔ 2d. Cover up any preposition list and write as many A prepositions as you can think of.

1. \_\_\_\_\_

2. \_\_\_\_\_

3. \_\_\_\_\_

4. \_\_\_\_\_

5. \_\_\_\_\_

6. \_\_\_\_\_

7. \_\_\_\_\_

8. \_\_\_\_\_

9. \_\_\_\_\_

10. \_\_\_\_\_

11. \_\_\_\_\_

12. \_\_\_\_\_

13. \_\_\_\_\_

14. \_\_\_\_\_

15. \_\_\_\_\_

16. \_\_\_\_\_

17. \_\_\_\_\_

18. \_\_\_\_\_

19. \_\_\_\_\_

20. \_\_\_\_\_

21. \_\_\_\_\_

22. \_\_\_\_\_

23. \_\_\_\_\_

24. \_\_\_\_\_

25. \_\_\_\_\_

26. \_\_\_\_\_

27. \_\_\_\_\_


28. \_\_\_\_\_

29. \_\_\_\_\_

30. \_\_\_\_\_




Language  
Arts  
Lady



Language

Arts

Lady


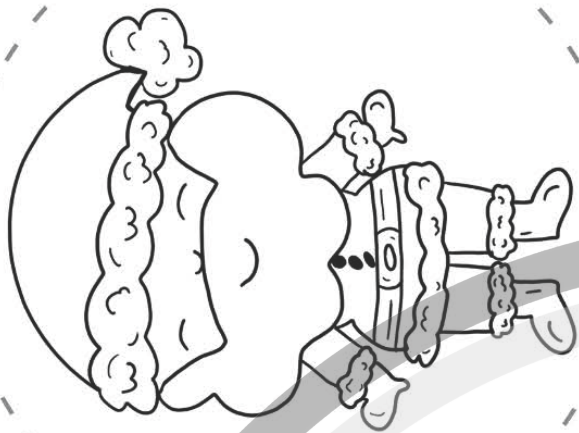


A decorative graphic featuring a large, stylized letter 'L' on the left side, formed by thick black outlines. To the right of the 'L' is a vertical banner with a wavy, zig-zag top edge. The banner contains the text 'Language Arts' in a serif font and 'Ladys' in a cursive font. The entire graphic is set against a background of a large, faint, light gray letter 'L' and a banner with the same text.


Language  
Arts

Ladys





Language



Arts



Lady